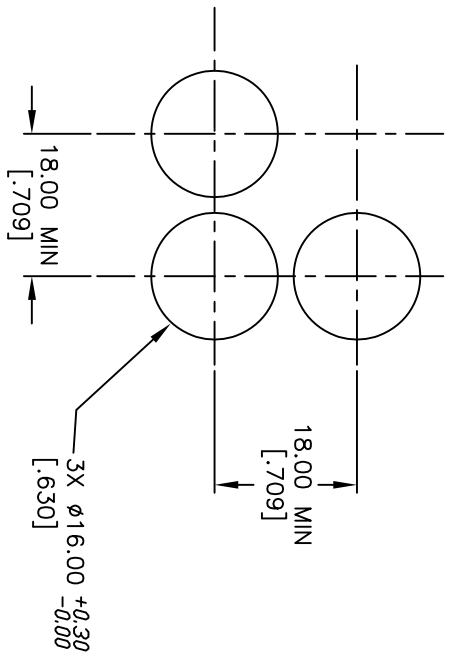
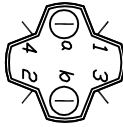
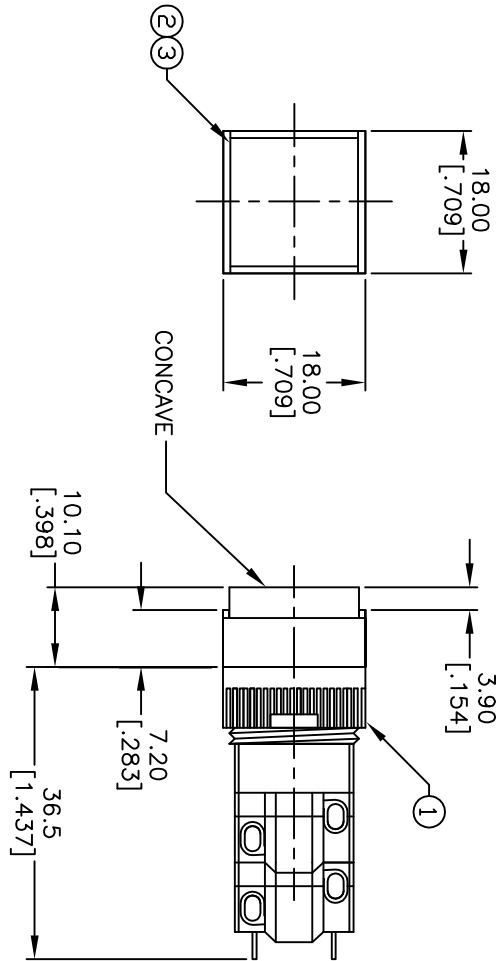
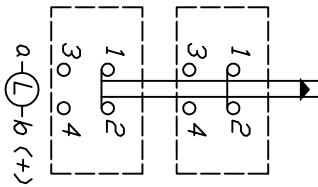


PARTS LIST			
ITEM	QTY.	PART NO.	PART DESCRIPTION
1	1	F040020	D16 EE S12
2	1	F050304	50-003-04 (RED TRANSPARENT)
3	1	F050417	50-004-17 (RED LED)



RECOMMENDED
PANEL MOUNTING



CONTACT CONFIGURATION

NOTES:

1. ALL DIMENSIONS IN MM [INCH]
2. GENERAL TOLERANCE: X.X=±0.4 X.XX=±0.25
3. TERM. NOS. FOR REFERENCE ONLY.
4. RATINGS: 5A@250V AC/ 8A@125V AC
5. TRAVEL: 3.0MM
6. MECHANICAL LIFETIME: > 2 MILLION OPERATIONS
7. LAMP VOLTAGE: 6V DC



REV.	ECN NO.	DESCRIPTION	DATE	CHKD	TITLE	SCALE	DATE	DR	DWG	REV
A	11684	RELEASED FOR PRODUCTION	9/28/01	CJC	D16 EE S12 H RED RED (LATCHING)	1.5:1	9/28/01	CJC	XF0371P	A

THE INFORMATION CONTAINED IN THIS DOCUMENT IS PROPRIETARY TO E-SWITCH AND IS NOT TO BE COPIED OR TRANSFERRED